





# IMPORTADORA ISIS



INDUCIDOS EQUIVALENCIA BOSCH



BOSCH	ZM8328101	12V
	L:89.5 Ø:47 E:17 LA:26 A:5mm B:9mm	
<b>BOSCH:</b> 1.004.011.600 FIAT FIORINO PALIO / STRADA/ UNO		
		



BOSCH	IBO20	12V
	L:113.4 Ø:52 E:9 LA:28 A:12mm B:8mm	
<b>BOSCH:</b> 1.004.011.212 CORSA/ VECTRA/ COMBO/ YARIS		
		

BOSCH	IBO21	12V
	L:113.4 Ø:52 E:11 LA:28 A:12mm B:8mm	
<b>BOSCH:</b> 1.004.011.210 FORD FIESTA/ MAZDA 2/ VOLVO		
		



BOSCH	IBO19	12V
	L:115.5 Ø:55 E:9 LA:28 A:10mm B:8mm	
<b>BOSCH:</b> 1004011089 SPRINTER		
		

BOSCH	ZM8357118	12V
	L:123 Ø:55 E:9 LA:28 A:10mm B:8mm	
<b>BOSCH:</b> 1.004.011.058/ F000AL135 FORD FIESTA. KA 1.0. COURIER 1.3		
		


BOSCH	IND1086	12V
	L:123 Ø:55 E:11 LA:28	
<b>BOSCH:</b> 1.004.011.086 VW GOL 16V/AUDI A6		
		



BOSCH	IBO08	12V
	L:123 Ø:55 E:11 LA:28 A:10mm B:8mm	
<b>BOSCH:</b> 1.004.011.086 VW GOL 16V/AUDI A6		
		


BOSCH	ZM8357134	12V
	L:123 Ø:55 E:14 LA:28 A:10mm B:8mm	
<b>BOSCH:</b> 1.004.011.083 VW BORA/ GOLF/ POLO SEDAN		
		



BOSCH	IBO12	12V
	L:128.5 Ø:52 E:11 LA:28 A:12mm B:8mm	
<b>BOSCH:</b> 1.004.011.217 CITROEN / PEUGEOT		
		


BOSCH	IBO10	12V
	L:138 Ø:55 E:9 LA:28 A:10mm B:8mm	
<b>BOSCH:</b> 1004011043 BMW/VOLVO/MBB/NISSAN		
		

BOSCH	ZM8357155	12V
	L:138 Ø:55 E:9 LA:28 A:10mm B:8mm	
<b>BOSCH:</b> 1.004.011.043 FORD RANGER/ NISSAN D21/ VOLVO BMW		
		



BOSCH	IBO09	12V
	L:138 Ø:55 E:11 LA:28 A:10mm B:8mm	
<b>BOSCH:</b> 1.004.011.032 RENAULT KANGOO		
		



BOSCH	ZM8357126	12V
	L:138 Ø:55 E:11 LA:28 A:10mm B:8mm	
<b>BOSCH:</b> 1.004.011.032 RENAULT KANGOO		
		



BOSCH	ZM8313005	12V
	L:140 Ø:58 E:14 LA:19 A:10mm B:8mm	
<b>BOSCH:</b> 6033AD1104 CITROEN JUMPER / PEUGEOT BOXER/ FIAT DUCATO		
		



BOSCH	ZM8357145	12V
	L:140.2 Ø:58 E:11 LA:19 A:10mm B:8mm	
<b>BOSCH:</b> 6033AD0206 MERCEDES ACCELO/ SPRINTER		
		


BOSCH	IBO16	12V
	L:144 Ø:58 E:14 LA:19 A:10mm B:8mm	
<b>BOSCH:</b> 6033AD0010 PEUGEOT 2.4/2.5 Tdi		
		

BOSCH	ZM8313003	12V
	L:144.4 Ø:58 E:14 LA:19 A:10mm B:8mm	
<b>BOSCH:</b> 6.033.AD1.059/6.033AD0.436 FORD F350/F250/F4000 IVECO DAILY/ MWM		
		



BOSCH	IBO14	12V
	L:145.5 Ø:55 E:11 LA:23 A:10mm B:8mm	
<b>BOSCH:</b> 1.004.011.084 VW FOX / MERCEDES SPRINTER		
		



BOSCH	ZM8357154	12V
	L:145.6 Ø:55 E:11 LA:23 LA:23 A:10mm B:8mm	
<b>BOSCH:</b> 1.004.011.084 JUMPER DUCATO BOXER/SPRINTER		
		


BOSCH	ZM8357106	12V
	L:146 Ø:55 E:9 LA:23 A:10mm B:8mm	
<b>BOSCH:</b> 1.004.011.073 MERCEDES SPRINTER 218 /318 CDI FORD TRANSIT		
		

BOSCH	ZM8397803	12V
	L:149 Ø:59 E:11 LA:23 A:10mm B:8mm	
<b>BOSCH:</b> 1.004.011.208 TOYOTA HILUX/ S10/ F000AL011 FORD TRANSIT		
		



BOSCH	ZM8313201	12V
	L:149 Ø:59 E:16 LA:23 A:10mm B:8mm	
<b>BOSCH:</b> 1004011219 FORD CARGO MB 710 VW 13190/12170 14170 BT/ 15170		
		



BOSCH	IBO13	12V
	L:149 Ø:59 E:13 LA:23 A:10mm B:8mm	
<b>BOSCH:</b> 1.004.011.072 CITROEN JUMPER/FIAT DUCATO/ MBB SPRINTER		
		



BOSCH	ZM8338101	12V
	L:149 Ø:59 E:13 LA:23 A:10mm B:8mm	
<b>BOSCH:</b> 1.004.011.072 CITROEN JUMPER/ FIAT DUCATO/SPRINTER		
		


BOSCH	ZM8313001	12V
	L:158 Ø:50 E:18 LA:13 A:10mm B:8mm	
<b>BOSCH:</b> 9.003.334.029 MB 180D/ IVECO.		
		



BOSCH	ZM8357110	12V
	L:160 Ø:59 E:13 LA:23 A:10mm B:8mm	
<b>BOSCH:</b> 1.004.011.067 SSANGYONG MUSSO/ HYSTER		
		

BOSCH	ZM8313004	12V
	L:169 Ø:60 E:16 LA:19 A:10mm B:8mm	
<b>BOSCH:</b> 6033AD0018 FORD CARGO/ F350/ NEW HOLLAND		
		

BOSCH	ZM8338102	12V
	L:182 Ø:55 E:11 LA:25 A:8mm B:9mm	
<b>BOSCH:</b> F000CD1229 FIAT DOBLO/ PALIO/ RENAULT LOGAN/ SANDERO		
		

BOSCH	ZM8357104	12V
	L:204.5 Ø:59 E:16 LA:28 A:12.4 B:14.2	
<b>BOSCH:</b> F000AL1444/ 1444/ AR210 VW CROSSFOX/ FOX/ GOL/ POLO		
		

BOSCH	ZM8350101	12V
	L:285 Ø:74 E:6 LA:23 A:18.7 B:14.3	
BOSCH: 9.001.453.260/ W-228/23 FORD/MWM/PERKINS		
		



BOSCH	IBO06	12V
	L:290 Ø:75 E:10	
BOSCH: 2.004.014.952		
		



BOSCH	ZM8353101	12V
	L:330 Ø:73 E:10 LA:21 A:15.7 B:12.5	
BOSCH: 9.001.083.327 MBB/ MAXION		
		


BOSCH	IBO04	12V
	L:330 Ø:73 E:10 LA:21	
BOSCH: 9.001.083.327 MBB/ MAXION		
		



BOSCH	IBO18	12V
	L:334 Ø:75 E:10 LA:33	
BOSCH:2.004.004.061/ 112		
		



BOSCH	IBO17	12V
	L:337 Ø:75 E:10 LA:21	
BOSCH:2.004.004.005/010		
		



BOSCH	IBO15	24V
	L:138.5 Ø:55 E:11 LA:28	
BOSCH:1.004.011.079		
		

BOSCH	ZM8313006	24V
	L:154 Ø:56.5 E:14 LA:25 A:10mm B:8mm	
BOSCH: F002G20946 FORD CARGO CUMMINS ELECTRONICO		
		

BOSCH	ZM8313002	24V
	L:169 Ø:60 E:16 LA:23 A:10mm B:8mm	
BOSCH: 6033ad4013/6033AD4080 MBB712C/MBB714C/MBB1618		
		

BOSCH	ZM8363903	24V
	L:174 Ø:60 E:13 LA:23 A:10mm B:8mm	
BOSCH: 6.033.AD5.025 SCANIA SEIRE G/T/K/P/R		
		

BOSCH	IBO11	24V
	L:174.5 Ø:60 E:13 LA:23 A:10mm B:8mm	
BOSCH: 6.033.AD5.025 SCANIA SEIRE G/T/K/P/R		
		


BOSCH	IBO01	24V
	L:235 Ø:83 LA:29	
BOSCH: 2.004.005.022 VOLVO/ MBB/ SCANIA		
		



BOSCH	IBO02	24V
	L:255 Ø:83 LA:29	
BOSCH: 2.004.005.023 MBB/ VOLVO/ SCANIA/ IVECO		
		

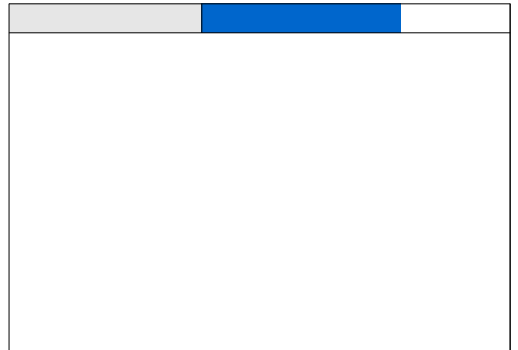
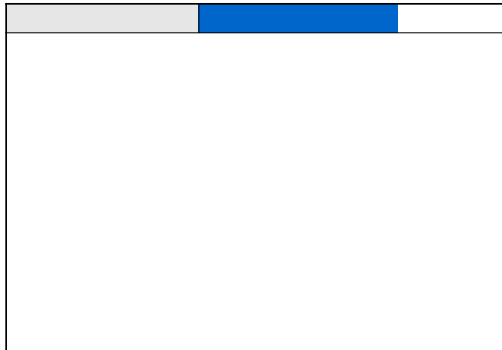
BOSCH	IBO03	24V
	L:270 Ø:83 LA:29	
BOSCH: 2.004.005.025 MBB/ FORD/ VOLVO/ SCANIA		
		

BOSCH	ZM8383101	24V
	L:393 Ø:75 E:19 LA:21 A:15 B:15.9	
BOSCH: 2.004.014.028 SCANIA MOTORES JE		
		

BOSCH	IBO07	24V
		
		L:330 Ø:73 E:10 LA:21
<b>BOSCH:</b> 9.001.083.498 FIAT ALLIS/ KOMATSU		
		

BOSCH	IBO05	24V
		
		L:337 Ø:75 E:10
<b>BOSCH:</b> 2.004.014.975 SCANIA JF		
		

BOSCH	ZM8383102	24V
		
		L:397 Ø:75 E:19 LA:21 A:15 B:15.9
<b>BOSCH:</b> 9.001.453.604 KOMATSU / MERCEDES		
		







# IMPORTADORA ISIS



INDUCIDOS EQUIVALENCIA DELCO



DELCO	IDE22	12V
		
<p><b>DELCO:</b> 1203995/ 330661 CRUZE/ AVEO/ ORLANDO</p>		
		

DELCO	IDE20	12V
		
<p><b>DELCO:</b> 10452361 CHEVROLET CAPTIVA</p>		
		

DELCO	IDE23	12V
		
<p><b>DELCO:</b> 36150-2E500 SORENTO 2.4/ SPORTAGE 2.0/ SANTA FE 2.4/</p>		
		



DELCO	IDE25	12V
		
<p><b>DELCO:</b> HYUNDAI / KIA</p>		
		


DELCO	IDE17	12V
		
<p><b>DELCO:</b> SSANG YONG</p>		
		



DELCO	ZM8386001	12V
		
<p><b>DELCO:</b> 10475588 CITROEN JUMPOR 2.8 HDi/ BOXER 2.8 HDi</p>		
		



DELCO	IDE16	12V
		
<p><b>DELCO:</b> CITROEN JUMPOR 2.8 HDi/ BOXER 2.8 HDi</p>		
		

DELCO	IDE21	12V
		
<p><b>DELCO:</b> HYUNDAI SANTA FE 2.0 / 2.4/ KIA SPORTAGE 2.0 CRDI/</p>		
		



DELCO	IDE24	12V
		
<p><b>DELCO</b> HYUNDAI</p>		
		

DELCO	ZM8386006	12V
		
<p><b>DELCO:</b> 10485270 GM S10/ BLAZER/ GRUAS HYSTER</p>		
		

DELCO	IDE18	12V
		
<p><b>DELCO:</b> 10475100 OPEL ASTRA/ VECTRA/</p>		
		



DELCO	ZM8381802	12V
		
<p><b>DELCO:</b> 10515833 FORD CARGO 815E/ 2622E/ 1722E/ MERCEDES 1720/ 710/ LO712</p>		
		

DELCO	IDE15	12V
		
<p><b>DELCO:</b> 10515833</p>		
		


DELCO	ZM8380502	12V
		
<p><b>DELCO:</b> 10.456.466 DELCO 28MT /CUMMINS</p>		
		

DELCO	IDE13	12V
	L:177 Ø:60 E:8 LA:23	
<b>DELCO:</b> 10.456.466 DELCO 28MT /CUMMINS		
		


DELCO	IDE12	12V
	L:196 Ø:68 E:14 LA:21	
<b>DELCO:</b>		
		



DELCO	ZM8384001	12V
	L:197.5 Ø:76.2 E:20 LA:21 A:12mm B:15mm	
<b>DELCO:</b> 10511758/ 10516266 MOTORES 39MT		
		

DELCO	IDE09	12V
	L:197.5 Ø:76.2 E:20 LA:21	
<b>DELCO:</b> 10511844 MOTORES 38MT		
		

DELCO	ZM8384003	12V
	L:204 Ø:65 E:20 LA:21 A:12mm B:15mm	
<b>DELCO:</b> 10511844 MOTORES 38MT		
		



DELCO	IDE19	12V
	L:204 Ø:64 E:20 LA:21	
<b>DELCO:</b> 10511844 MOTORES 38MT		
		

DELCO	IDE01	12V
	L:391 Ø:84 E:3 LA:29	
<b>DELCO:</b> 1.985.249 37MT VW/FORD		
		



DELCO	IDE02	12V
	L:391 Ø:84 E:19 LA:29	
<b>DELCO:</b> 10.473.852 DELCO 41MT		
		

DELCO	IDE05	12V
	L:451 Ø:84 E:19 LA:25	
<b>DELCO:</b> 1.987.989 DELCO 42MT		
		


DELCO	IDE08	24V
	L:162 Ø:60 E:12 LA:23	
<b>DELCO:</b> 10515834		
		

DELCO	ZM8381801	24V
	L:161.5 Ø:60 E:12 LA:23 A:10mm B:10mm	
<b>DELCO:</b> 10515834 MOTORES 29MT		
		

DELCO	IDE03	24V
	L:177 Ø:60 E:8 LA:23	
<b>DELCO:</b> 10.457.117 DELCO 28MT /MBB 72/1721/1632/		
		

DELCO	ZM8380501	24V
	L:177 Ø:60 E:8 LA:23 A:10mm B:17mm	
<b>DELCO:</b> 10.457.117 DELCO 28MT /MBB 72/1721/1632/		
		

DELCO	IDE10	24V
	L:197 Ø:76 E:20 LA:21	
<b>DELCO:</b> 10511750 39MT		
		

DELCO	ZM8384002	24V
	L:197.5 Ø:76.2 E:20 LA:21 A:12mm B:15mm	
<b>DELCO:</b> 10511750/ 10516269 MOTORES 39MT		
		

DELCO	ZM8384004	24V
	L:204 Ø:65 E:20 LA:21 A:12mm B:15mm	
DELCO: 10511866 MOTORES 38MT		
		


DELCO	IDE11	24V
	L:204 Ø:64 E:20 LA:21	
DELCO: 10511866		
		


DELCO	IDE06	24V
	L:391 Ø:84 E:3 LA:29	
DELCO: 1.988.322		
		



DELCO	IDE04	24V
	L:391 Ø:84 E:19 LA:29	
DELCO: 10.472.559 DELCO 41MT		
		

DELCO	IDE07	24V
	L:451 Ø:84 E:19 LA:25	
DELCO: 1.988.435 DELCO: 42MT/ CUMMINS/ CAT		
		

DELCO	IDE14	24V
	L:532 Ø:96 E:19 LA:25	
DELCO: 7M 0323 DELCO: CATERPILLAR LARGO		
		



DELCO	IDE05	24V
	L:391 Ø:84 E:19 LA:29	
DELCO: 10.472.559 DELCO 41MT		
		

DELCO	IDE08	24V
	L:451 Ø:84 E:19 LA:25	
DELCO: 1.988.435 DELCO: 42MT/ CUMMINS/ CAT		
		

DELCO	IDE09	24V
	L:532 Ø:96 E:19 LA:25	
DELCO: 7M 0323 DELCO: CATERPILLAR LARGO		
		

DELCO	IDE10	24V
	L:391 Ø:84 E:19 LA:29	
DELCO: 10.472.559 DELCO 41MT		
		

DELCO	IDE11	24V
	L:451 Ø:84 E:19 LA:25	
DELCO: 1.988.435 DELCO: 42MT/ CUMMINS/ CAT		
		

DELCO	IDE12	24V
	L:532 Ø:96 E:19 LA:25	
DELCO: 7M 0323 DELCO: CATERPILLAR LARGO		
		

DELCO	IDE13	24V
	L:391 Ø:84 E:19 LA:29	
DELCO: 10.472.559 DELCO 41MT		
		

DELCO	IDE14	24V
	L:532 Ø:96 E:19 LA:25	
DELCO: 7M 0323 DELCO: CATERPILLAR LARGO		
		



DELCO	IDE15	24V
	L:532 Ø:96 E:19 LA:25	
DELCO: 7M 0323 DELCO: CATERPILLAR LARGO		
		

# IMPORTADORA ISIS

INDUCIDOS EQUIVALENCIA DENSO

DENSO	ZM8370103	12V
		
<p><b>DENSO:</b> 438000-0211 FIAT MOBI/ PALIO/ STRADA VW FOX / SPACECROSS/ GOLF</p>		
		<p>L:98 Ø:48 E:7 LA:25 A:5mm B:4.7mm</p>
		

DENSO	INI05	12V
		
<p><b>DENSO:</b> 028100-YV010 PEUGEOT 206/207/307 1.4 Hdi</p>		
		<p>L:101.3 Ø:50.6 E:9 LA:29</p>
		


DENSO	INI06	12V
		
<p><b>DENSO:</b> 128000-5680 HONDA / TOYOTA / KUBOTA</p>		
		<p>L:101 Ø:45 E:11 LA:21</p>
		

DENSO	ZM8370102	12V
		
<p><b>DENSO:</b> 438000-0211 SUZUKI BALEO/ SWIFT/ ALTO TOYOTA YARIS/ COROLLA</p>		
		<p>L:101 Ø:45 E:11 LA:21 A:5mm B:4.7mm</p>
		

DENSO	INI11	12V
		
<p><b>DENSO:</b> 028200-5991 JOHN DEERE/ KRAMER / YARIS 1.5</p>		
		<p>L:111 Ø:45 E:11 LA:21</p>
		

DENSO	INI07	12V
		
<p><b>DENSO:</b> MERCEDES SPRINTER /VITO</p>		
		<p>L:113.5 Ø:52.4 E:11 LA:25</p>
		

DENSO	INI09	12V
		
<p><b>DENSO:</b> 028200-6250/ IND1251 TOYOTA / YALE</p>		
		<p>L:129 Ø:49.4 E:9 LA:21</p>
		

DENSO	ZM8342108	12V
		
<p><b>DENSO:</b> 028200-6250/ IND1251 TOYOTA / YALE</p>		
		<p>L:129 Ø:49.4 E:9 LA:21 A:8mm B:15mm</p>
		

DENSO	INI01	12V
		
<p><b>DENSO:</b> 028200-1531</p>		
		<p>L:135.5 Ø:46.6 E:9 LA:21</p>
		

DENSO	IND1870	12V
		
<p><b>DENSO:</b> 028200-6870 HYSTER XL80</p>		
		<p>L:160 Ø:50 E:9 LA:27</p>
		



DENSO	INI02	12V
		
<p><b>DENSO:</b> 028200-2140 ISUZU/ TOYOTA/ BESTA 2.2</p>		
		<p>L:167.5 Ø:50.4 E:19 LA:23</p>
		

DENSO	IND1140	12V
		
<p><b>DENSO:</b> 028200-2140 ISUZU/ TOYOTA/ BESTA 2.2</p>		
		<p>L:167.5 Ø:50.4 E:19 LA:23</p>
		

DENSO	ZM8342106	12V
		
<p><b>DENSO:</b> 028200-2140 ISUZU/ TOYOTA/ BESTA 2.2</p>		
		<p>L:167.5 Ø:50.4 E:19 LA:23 A:10mm B:8mm</p>
		

DENSO	INI08	12V
		
<p><b>DENSO:</b> 028200-5040/ 1890</p>		
		<p>L:167 Ø:54.3 E:19 LA:23</p>
		



<b>DENSO</b>	<b>ZM8342110</b>	<b>12V</b>
	L:167 Ø:54.2 E:19 LA:23 A:10mm B:8mm	
<b>DENSO:</b> 028200-5040/ 1890 HYSTER/ BESTA 2.7/ HILUX 3.0		
		

<b>DENSO</b>	<b>INI04</b>	<b>12V</b>
	L:187 Ø:60 E:9 LA:23	
<b>DENSO:</b> 028200-1780 KIA BESTA/ TOPIC		
		

<b>DENSO</b>	<b>ZM8342102</b>	<b>12V</b>
	L:187 Ø:60 E:9 LA:23 A:10mm B:17mm	
<b>DENSO:</b> 028200-1780 KIA BESTA/ TOPIC		
		

<b>DENSO</b>	<b>INI03</b>	<b>12V</b>
	L:211 Ø:65 E:18 LA:23	
<b>DENSO:</b> 028200-2800		
		

--	--	--

--	--	--

<b>DENSO</b>	<b>INI10</b>	<b>24V</b>
	L:211 Ø:65 E:18 LA:23	
<b>DENSO:</b> 028200-5250		
		

--	--	--

--	--	--

--	--	--

--	--	--

--	--	--



--	--	--



--	--	--

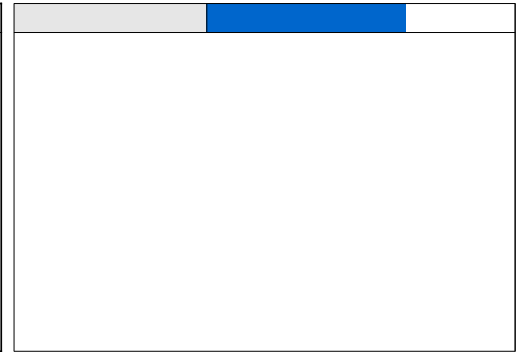
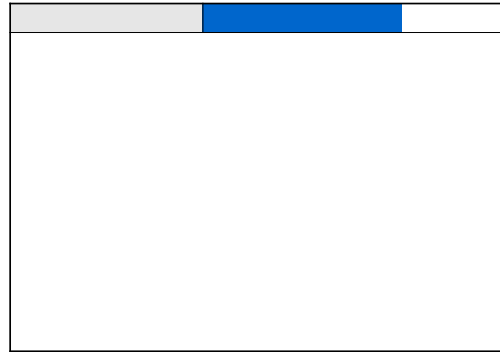
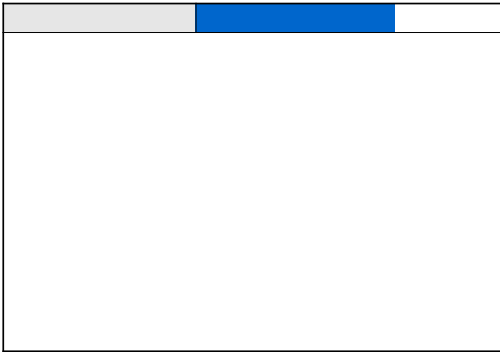
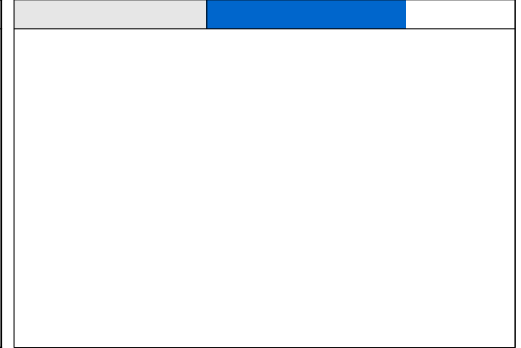
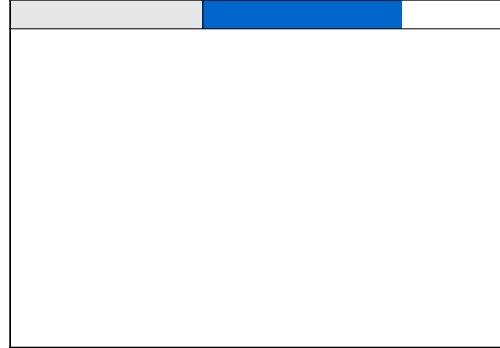
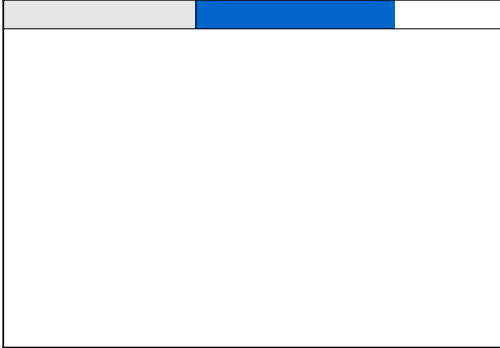
--	--	--

# IMPORTADORA ISIS

INDUCIDOS EQUIVALENCIA FORD



FORD	ZM8376001	12V
		
<b>FORD:</b> XS6U11000B4A FORD FIESTA/ COURIER/ ESCORT/ FUSION/ KA/ MONDEO/ TRANSIT		
		L:122 Ø:44.6 E:9 LA:23 A:7mm B:7mm
		

FORD	IFO01	12V
		
<b>MITSUBISHI:</b> PMGR-F2TZ-11005-A FORD RANGER		
		L:129 Ø:55.5 E:11 LA:28
		





# IMPORTADORA ISIS


INDUCIDOS EQUIVALENCIA HITACHI



HITACHI	ZM8379009	12V
	L:97.5 Ø:53.5 E:8 LA:29 A:10mm B:6mm	
<b>HITACHI:</b> 1043100GG010 JAC MOTORS JAC2/ JAC3		
QDY1289		

HITACHI	ZM8371003	12V
	L:103 Ø:50.6 E:8 LA:29 A:12mm B:7mm	
<b>HITACHI:</b> 2114-71300 NISSAN QASHQAI / RENAULT CLIO III		
		

HITACHI	IHI04	12V
	L:103 Ø:50.6 E:8 LA:29	
<b>HITACHI:</b> 2114-71300 NISSAN QASHQAI / RENAULT CLIO III		
		

HITACHI	ZM8368001	12V
	L:110.5 Ø:55 E:10 LA:29 A:12mm B:8mm	
<b>HITACHI:</b> 2114-21100 CHEVROLET BLAZER/ NISSAN TIIDA/ RENAULT FLUENCE		
		


HITACHI	IHI02	12V
	L:111 Ø:50.5 E:8 LA:29	
<b>HITACHI:</b> 2114-2111 NISSAN/OPEL		
		

HITACHI	IHI08	12V
	L:111 Ø:55 E:10 LA:29	
<b>HITACHI:</b> 2114-31109 NISSAN SUNNY 1.6/ PRIMERA 1.6/		
		

HITACHI	IHI01	12V
	L:145 Ø:50.5 E:9 LA:29	
<b>HITACHI:</b> OPEL COMBO /CORSA D		
		

HITACHI	IHI05	12V
	L:167.5 Ø:52.9 E:11 LA:21	
<b>HITACHI:</b> 2114-71005 ISUZU /NISSAN		
		

HITACHI	IHI03	12V
	L:173 Ø:52.8 E:9 LA:27	
<b>HITACHI:</b> CHEVROLET D-MAX		
		

HITACHI	IHI06	12V
	L:173.5 Ø:52.7 E:11 LA:27	
<b>HITACHI:</b> 2130-1101 NISSAN		
		

HITACHI	IHI07	12V
	L:180 Ø:52.7 E:11 LA:27	
<b>HITACHI:</b> 2130-91002 ISUZU / THERMO KING / YANMAR		
		

HITACHI	ZM8368002	12V
	L:180 Ø:52.7 E:11 LA:27 A:8mm B:17mm	
<b>HITACHI:</b> 2130-91002 ISUZU / THERMO KING / YANMAR		
		

HITACHI		


HITACHI		

# IMPORTADORA ISIS



INDUCIDOS EQUIVALENCIA PRESTOLITE

PRESTOLITE	IPR01	12V
	L:145 Ø:59 E:15 LA:25	
<p><b>PRESTOLITE:</b> D-32.258.608 / P-M93R SPRINTER/ SILVERADO/ F10000/RANGER BLAZER/ MARCOPOLO VOLARE</p> 		

PRESTOLITE	ZM8348001	12V
	L:145 Ø:59 E:15 LA:25 A:11mm B:8mm	
<p><b>PRESTOLITE:</b> D-32.258.608 / P-M93R SPRINTER/ SILVERADO/ F10000/RANGER BLAZER/ MARCOPOLO VOLARE</p> 		

PRESTOLITE	IPR02	12V
	L:158 Ø:59 E:12 LA:25	
<p><b>PRESTOLITE:</b> 35.259.385-M100R K01187 CUMMINS/ FORD/ MBBB/VALTRA/ VW</p> 		

PRESTOLITE	ZM8348002	12V
	L:158 Ø:59 E:12 LA:25 A:11mm B:10mm	
<p><b>PRESTOLITE:</b> 35.259.385-M100R K01187 CUMMINS/ FORD/ MBBB/VALTRA/ VW</p> 		

PRESTOLITE	ZM8348003	24V
	L:168 Ø:59 E:12 LA:25 A:11mm B:10mm	
<p><b>PRESTOLITE:</b> 352.60.826 / AGRALE VOLARE/ IVECO DAILY/CARGO 1618 1621/VW 16.180/ 16.210/ 17.210</p> 		

PRESTOLITE	ZM8348004	24V

PRESTOLITE	ZM8348005	24V

PRESTOLITE	ZM8348006	24V

PRESTOLITE	ZM8348007	24V

PRESTOLITE	ZM8348008	24V

PRESTOLITE	ZM8348009	24V

PRESTOLITE	ZM8348010	24V



PRESTOLITE	ZM8348011	24V



# IMPORTADORA ISIS



INDUCIDOS EQUIVALENCIA ISKRA

ISKRA	ISK01	12V
		
		L:148.5 Ø:60 E:10 LA:23
ISKRA: 16907753 JOHN DEERE / VALTRA N HOLLAND		
		



ISKRA	ZM8382506	12V
		
		L:148.5 Ø:60 E:10 LA:23 A:10mm B:8mm
ISKRA: 16907753 JOHN DEERE / VALTRA N HOLLAND		
		



ISKRA	ISK02	12V
		
		L:176 Ø:62.5 E:11 LA:23
ISKRA: JCB		
		

ISKRA	ISK04	12V
		
		L:176 Ø:62.5 E:15 LA:23
ISKRA:16.908.339/ MSX786 VALTRA/ JOHN DEERE/ FORD TL90		
		

ISKRA	ZM8382503	12V
		
		L:176 Ø:62.5 E:15 LA:23 A:12mm B:8mm
ISKRA:16.908.339/ MSX786 VALTRA/ JOHN DEERE/ FORD TL90		
		

ISKRA	ISK03	12V
		
		L:335 Ø:75 E:10 LA:21
ISKRA:16360402 FIAT / IVECO		
		

ISKRA	ISK01	12V
		
		L:148.5 Ø:60 E:10 LA:23
ISKRA: 16907753 JOHN DEERE / VALTRA N HOLLAND		
		

ISKRA	ZM8382506	12V
		
		L:148.5 Ø:60 E:10 LA:23 A:10mm B:8mm
ISKRA: 16907753 JOHN DEERE / VALTRA N HOLLAND		
		

ISKRA	ISK02	12V
		
		L:176 Ø:62.5 E:11 LA:23
ISKRA: JCB		
		

ISKRA	ISK04	12V
		
		L:176 Ø:62.5 E:15 LA:23
ISKRA:16.908.339/ MSX786 VALTRA/ JOHN DEERE/ FORD TL90		
		

ISKRA	ZM8382503	12V
		
		L:176 Ø:62.5 E:15 LA:23 A:12mm B:8mm
ISKRA:16.908.339/ MSX786 VALTRA/ JOHN DEERE/ FORD TL90		
		

ISKRA	ISK03	12V
		
		L:335 Ø:75 E:10 LA:21
ISKRA:16360402 FIAT / IVECO		
		



ISKRA	ISK01	12V
		
		L:148.5 Ø:60 E:10 LA:23
ISKRA: 16907753 JOHN DEERE / VALTRA N HOLLAND		
		



ISKRA	ZM8382506	12V
		
		L:148.5 Ø:60 E:10 LA:23 A:10mm B:8mm
ISKRA: 16907753 JOHN DEERE / VALTRA N HOLLAND		
		






# IMPORTADORA ISIS


INDUCIDOS EQUIVALENCIA MITSUBISHI



MITSUBISHI	IMI16	12V
		
<p><b>MITSUBISHI</b> :M106X56761 KIA SOUL/HYUNDAI ELANTRA</p>		
		<p>L:100 Ø:54 E:7 LA:29</p>
		



MITSUBISHI	IMI11	12V
		
<p><b>MITSUBISHI</b>: 233100M210/M106T57671 TOYOTA/ ISUZU/FORD/ JOHN DEERE</p>		
		<p>L:106.5 Ø:53.7 E:9 LA:29</p>
		



MITSUBISHI	ZM8379002	12V
		
<p><b>MITSUBISHI</b>: 233100M210/M106T57671 TOYOTA/ ISUZU/FORD/ JOHN DEERE</p>		
		<p>L:106.5 Ø:53.7 E:9 LA:29 A:10mm B:8mm</p>
		



MITSUBISHI	IMI20	12V
		
<p><b>MITSUBISHI</b> : M000T36371 MAZDA MX5/ CX7/</p>		
		<p>L:109 Ø:54 E:7 LA:29 A:10mm B:6mm</p>
		



MITSUBISHI	IMI19	12V
		
<p><b>MITSUBISHI</b> : M000T85381 SUZUKI GRAND VITARA 2.5</p>		
		<p>L:113.5 Ø:53.5 E:9 LA:29</p>
		



MITSUBISHI	IMI13	12V
		
<p><b>MITSUBISHI</b>: BERLINGO/C5/PARTNER HDI</p>		
		<p>L:115.5 Ø:53.6 E:9 LA:25</p>
		

MITSUBISHI	ZM8379005	12V
		
<p><b>MITSUBISHI</b>: MD618453 MISUBISHI/ MAZDA/ NISSAN/HYUNDAI LIFAN X60</p>		
		<p>L:121 Ø:54 E:11 LA:29 A:10mm B:10mm</p>
		


MITSUBISHI	IMI17	12V
		
<p><b>MITSUBISHI</b>: MD618453 MISUBISHI/ MAZDA/ NISSAN/HYUNDAI LIFAN X60</p>		
		<p>L:121 Ø:54 E:11 LA:29</p>
		



MITSUBISHI	ZM8379007	12V
		
<p><b>MITSUBISHI</b>: MD611204 CHEVROLET TRACKER/ DODGE RAM HYUNDAI ACCENT/ MITSUBISHI L200</p>		
		<p>L:121.5 Ø:53.7 E:11 LA:29 A:8mm B:10mm</p>
		



MITSUBISHI	ZM8379004	12V
		
<p><b>MITSUBISHI</b>: M106X59371 SUBARU FORESTER/ IMPREZA/ SUZUKI VITARA/ XL7</p>		
		<p>L:125.7 Ø:53.8 E:9 LA:25 A:10mm B:8mm</p>
		

FORD	IFO-01	12V
		
<p><b>MITSUBISHI</b>: PMGR-F2TZ-11005-A FORD RANGER</p>		
		<p>L:129 Ø:55.5 E:11 LA:28</p>
		



MITSUBISHI	IMI10	12V
		
<p><b>MITSUBISHI</b>: 231468 CITROEN BERLINGO /BX/ C4/ C5 1.9D</p>		
		<p>L:132 Ø:53.8 E:9 LA:25</p>
		



MITSUBISHI	IMI09	12V
		
<p><b>MITSUBISHI</b>: BERLINGO/VITARA/</p>		
		<p>L:133 Ø:53.8 E:11 LA:25</p>
		



MITSUBISHI	IMI14	12V
		
<p><b>MITSUBISHI</b>:MT100769 ASTRA 1.9 D</p>		
		<p>L:133 Ø:57 E:13 LA:23</p>
		


<b>MITSUBISHI</b>	<b>IMI12</b>	<b>12V</b>
	L:138 Ø:53.6 E:11 LA:25	
<b>MITSUBISHI:</b> HYUNDAI ACCENT PRIME		
		



<b>MITSUBISHI</b>	<b>IMI06</b>	<b>12V</b>
	L:140 Ø:53.7 E:9 LA:25	
<b>MITSUBISHI:</b> NISSAN TERRANO		
		



<b>MITSUBISHI</b>	<b>ZM8379001</b>	<b>12V</b>
	L:141 Ø:53.8 E:13 LA:25 A:9mm B:10mm	
<b>MITSUBISHI:</b> MD 618958/ M106X43571 MONTERO 2.8 D/ VOLRE/ S10		
		



<b>MITSUBISHI</b>	<b>IMI01</b>	<b>12V</b>
	L:141 Ø:53.8 E:13 LA:25	
<b>MITSUBISHI:</b> MD 618958/ M106X43571 MONTERO 2.8 D/ VOLRE/ S10		
		

<b>MITSUBISHI</b>	<b>ZM8379006</b>	<b>12V</b>
	L:143.2 Ø:53.9 E:11 LA:25 A:10mm B:10mm	
<b>MITSUBISHI:</b> M106X54271 SUZUKI GRAND VITARA/ SUBARU IMPREZA/ CHEVROLET S10		
		

<b>MITSUBISHI</b>	<b>IMI02</b>	<b>12V</b>
	L:152 Ø:53.5 E:9 LA:25	
<b>MITSUBISHI:</b> M106X02271 MITSUBISHI L200/ HYUNDAI H100		
		

<b>MITSUBISHI</b>	<b>ZM8379003</b>	<b>12V</b>
	L:152 Ø:53.5 E:9 LA:25 A:9mm B:15mm	
<b>MITSUBISHI:</b> M106X02271 MITSUBISHI L200/ HYUNDAI H100		
		

<b>MITSUBISHI</b>	<b>IMI03</b>	<b>12V</b>
	L:178 Ø:60 E:9 LA:23	
<b>MITSUBISHI:</b> M106X29272		
		

<b>MITSUBISHI</b>	<b>IND1272</b>	<b>12V</b>
	L:178 Ø:60 E:9 LA:23	
<b>MITSUBISHI:</b> M106X29272		
		

<b>MITSUBISHI</b>	<b>IMI07</b>	<b>12V</b>
	L:182 Ø:60 E:8 LA:21	
<b>MITSUBISHI:</b> M106T05770		
		

--	--	--



--	--	--

<b>MITSUBISHI</b>	<b>IMI08</b>	<b>24V</b>
	L:141 Ø:54 E:13 LA:25	
<b>MITSUBISHI:</b> M106X29371 CANTER 24V		
		

<b>MITSUBISHI</b>	<b>IMI04</b>	<b>24V</b>
	L:152 Ø:53.5 E:9 LA:25	
<b>MITSUBISHI:</b>		
		

<b>MITSUBISHI</b>	<b>IMI18</b>	<b>24V</b>
	L:154 Ø:53 E:13 LA:25	
<b>MITSUBISHI:</b>		
		




<b>MITSUBISHI</b>	<b>IMI15</b>	<b>24V</b>
	L:171 Ø:53 E:13 LA:23	
<b>MITSUBISHI:</b> M106X43672 VOLVO FLH/ FE		
		

<b>MITSUBISHI</b>	<b>ZM8389003</b>	<b>24V</b>
	L:171 Ø:53.5 E:13 LA:23 A:9mm B:10mm	
<b>MITSUBISHI:</b> M105X43671 MERCEDES AXOR/ MAN SERIES 10/ 12/ 18/ 26/		
		

<b>MITSUBISHI</b>	<b>ZM8389006</b>	<b>24V</b>
	L:177 Ø:60 E:13 LA:23	
<b>MITSUBISHI:</b> SCANIA 124 SERIE 4/VOLVO FH420		
		

<b>MITSUBISHI</b>	<b>IMI05</b>	<b>24V</b>
	L:178 Ø:60 E:9 LA:23	
<b>MITSUBISHI:</b> M106X29171		
		

<b>MITSUBISHI</b>	<b>ZM8384202</b>	<b>24V</b>
	L:196 Ø:68 E:14 LA:21 A:12mm B:12mm	
<b>MITSUBISHI:</b> M106X45071 MERCEDES ACTROS/ AXOR/ VW CONSTELLATION/ VOLVO FH12 FM12 B12/		
		

--	--	--

--	--	--

--	--	--

--	--	--

--	--	--

--	--	--

--	--	--

--	--	--



--	--	--

--	--	--

# IMPORTADORA ISIS

INDUCIDOS EQUIVALENCIA MARELLI


MARELLI	IMA01	12V
		
<p>L:120 Ø:48 E:11 LA:21</p>		
<p><b>MARELLI:</b> FIAT BRAVO /BRAVA / STRADA</p>		
		


MARELLI	IMA02	12V
		
<p>L:147 Ø:59 E:14 LA:25</p>		
<p><b>MARELLI:</b> PERKINS / JCB</p>		
		



MARELLI	ZM8339502	12V
		
<p>L:202.2 Ø:51.5 E:12 LA:21 A:10mm B:10mm</p>		
<p><b>MARELLI:</b> 83225127 FIAT DOBLO/ BRAVA/ PALIO/ STRADA</p>		
		

		
<p>L: Ø: E: LA: A: B:</p>		
<p><b>MARELLI:</b></p>		
		

		
<p>L: Ø: E: LA: A: B:</p>		
<p><b>MARELLI:</b></p>		
		

		
<p>L: Ø: E: LA: A: B:</p>		
<p><b>MARELLI:</b></p>		
		

		
<p>L: Ø: E: LA: A: B:</p>		
<p><b>MARELLI:</b></p>		
		

		
<p>L: Ø: E: LA: A: B:</p>		
<p><b>MARELLI:</b></p>		
		

		
<p>L: Ø: E: LA: A: B:</p>		
<p><b>MARELLI:</b></p>		
		

		
<p>L: Ø: E: LA: A: B:</p>		
<p><b>MARELLI:</b></p>		
		

		
<p>L: Ø: E: LA: A: B:</p>		
<p><b>MARELLI:</b></p>		
		

		
<p>L: Ø: E: LA: A: B:</p>		
<p><b>MARELLI:</b></p>		
		


		
<p>L: Ø: E: LA: A: B:</p>		
<p><b>MARELLI:</b></p>		
		

		
<p>L: Ø: E: LA: A: B:</p>		
<p><b>MARELLI:</b></p>		
		



# IMPORTADORA ISIS



INDUCIDOS EQUIVALENCIA VALEO



VALEO	ZM8321101	12V
	L:98 Ø:44.2 E:10 LA:23 A:6mm B:6mm	
<b>VALEO:</b> 501641 CHEVROLET MONTANA/ CORSA/ CITROEN C3/ BERLINGO/ FIAT DOBLO/ FIORINO		

VALEO	IVA10	12V
	L:100 Ø:54 E:8 LA:29	
<b>VALEO:</b> HYUNDAI TUCSON/ FORD FIESTA/ MAZDA 2/		



VALEO	IVA04	12V
	L:112 Ø:44.15 E:7 LA:23	
<b>VALEO:</b> PEUGEOT PARTNER/KANGOO/CLIO/ MEGANE		

VALEO	ZM8359004	12V
	L:112 Ø:44 E:8 LA:23 A:6mm B:6mm	
<b>VALEO:</b> 594176/ NE865 PEUGEOT 405/ CITROEN		

VALEO	IVA03	12V
	L:112 Ø:44 E:8 LA:23 A:6mm B:6mm	
<b>VALEO:</b> 594176/ NE865 PEUGEOT 405/ CITROEN		



VALEO	IND1865	12V
	L:112 Ø:44 E:8 LA:23 A:6mm B:6mm	
<b>VALEO:</b> 594176/ NE865 PEUGEOT 405/ CITROEN		


VALEO	IVA05	12V
	L:112 Ø:44.15 E:10 LA:23	
<b>VALEO:</b> IM3153/ 594650		

VALEO	IVA02	12V
	L:112 Ø:44 E:13 LA:23	
<b>VALEO:</b> 594019/594021/NE 782 RENAULT CLIO 1.8/LAGUNA/SCENIC VECTRA/ ASTRA 2.0		



VALEO	IVA07	12V
	L:118.8 Ø:49.8 E:16 LA:19	
<b>VALEO:</b> 594782/ 594759/IM3161 VW/ SEAT/ SKODA/ AUDI		

VALEO	IVA08	12V
	L:119 Ø:50 E:13 LA:19 A:8mm B:7mm	
<b>VALEO:</b> 594621/ 594471 CITROEN C1 1.4/ PEUGEOT 308 1.6/ TOYOTA AYGO 1.4/		

VALEO	IVA01	12V
	L:142 Ø:50 E:16 LA:19 A:10mm B:7mm	
<b>VALEO:</b> 594112/ NE824 HYUNDAI HR/ KIA BONGO 2500		

VALEO	ZM8359003	12V
	L:142 Ø:50 E:16 LA:19 A:10mm B:7mm	
<b>VALEO:</b> 594112/ NE824 HYUNDAI HR/ KIA BONGO 2500		

VALEO	ZM8359002	12V
	L:155.5 Ø:50 E:10 LA:21 A:8mm B:10mm	
<b>VALEO:</b> 594519 CHEVROLET ASTRA/ CELTA/ CORSA 1.0/ 1.4/ 1.6/		

VALEO	IVA06	12V
	L:188.5 Ø:60 E:9 LA:19	
<b>VALEO:</b> 101581 /102380 /131813/		